

GC 223

Impulse Generator Control Module

■ The Generator Control Module GC 223 allows comfortable and flexible control of an impulse generator system.

The control system GC 223 is a result of our close collaboration with worldwide impulse test systems users and reflects our experience in high voltage testing of more than 50 years.

The hardware of GC 223 is based on well established Haefely in-house developments. Only durable and well protected components, specially adapted to a demanding high voltage environment, have been used.

The GC 223 instrument can be connected with an impulse measurement device (DiAS, HiAS or DMI) to form an integral impulse control and measurement system. The GC 223 can also be fully remote controlled via RS 232 interface by a computer to integrate the system into a complete manufacturing chain.

The GC 223 system supports manual operation as well as automated test sequences. The software menu is especially designed for intuitive, fast and safe user interrogations. It is equipped with a 5.2" liquid crystal display and a numerical keypad.

The basic version of the GC 223 includes all necessary functions to control an impulse system. The instrument can be upgraded with programmable test sequences and a remote control software.

The GC 223 is primarily intended for use in automated test bays which are controlled by a host computer. Beside this the instrument can also be applied for stand alone impulse generators which do not require an embedded solution.

Beside the control module GC 223 Haefely also offers a more sophisticated impulse generator control system GC 257. The system is equipped with an industrial PC which provides a Windows based control software with full visualization of the test procedure, measuring values and warnings or alarms. For more information please contact us.



Features

- ☑ **Control unit** for operating an impulse generator. It provides control for the charging and triggering process of an impulse generator.
- ☑ **Charging Control Unit** suppresses interferences and minimizes wiring by collecting all control and data lines from the generator into two main cables.
- ☑ **Integration of measuring device** and adaptation of its measuring values for efficiency calculations.
- ☑ **Chopping gap control** allows all necessary adjustments for chopping lightning or switching impulses.
- ☑ **Large graphic display** and buttons marked with clear symbols simplifies operation and supports quick and easy access to all functions and parameters.
- ☑ **Safety features** are implemented in hardware independent of any software. Additional switches, lamps and horns can be placed in optimal positions.

Optional:

- ☑ **Programmable test sequences** optimized for automated production testing.
- ☑ **Remote control software** to operate the unit from a computer.

Benefits

- Easy and safe** reduce the learning curve and minimizes any dangerous situations.
- Rugged and compact** guarantee high durability and helps reducing the installation costs.
- Versatile and compatible** support easy integrating into a manufacturing chain.
- Lowest cycle time** ensures that even the highest factory throughput can be accomplished.

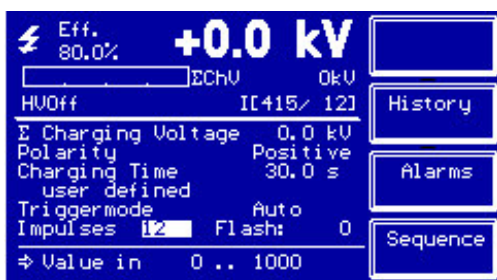
Applications

- ➔ **Transformer Testing**
- ➔ **Switchgear Testing**
- ➔ **Surge Arrestor Testing**
- ➔ **Research and Development**

Control Menu

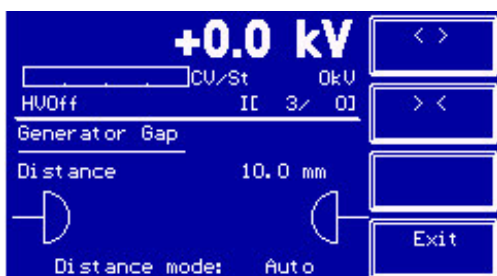
The control menu of the GC 223 takes care of adjustments used to perform daily tests with the impulse generator. Following parameters can be edited:

- **Charging voltage:** per stage, in total or, if an additional measurement device is installed, the actual voltage at the test object
- **Polarity:** positive or negative with clear display of the polarity change
- **Charging time:** minimal or user-defined
- **Trigger mode:** manual, automatic or external
- **Counter:** number of impulses and number of flash-overs when using an external measurement device
- **History:** information on previous impulses
- **Alarms:** display of alarms, warnings
- **Trips:** max. charging voltage, primary current
- **Chopping:** delays, phaseshift, CRO



Generator Gap Menu

The generator gap menu allows all necessary adjustments for controlling a generator gap. The settings are clearly displayed graphically which improves understanding and makes operation safer.

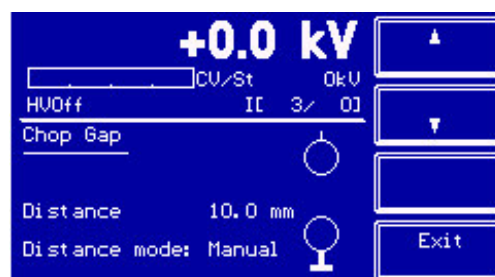


Normally the gap distance is set automatically. This is indicated by the message 'Distance mode: Auto' at the bottom of the window. If the distance is changed manually the difference from auto- to actual-distance is shown. The distance is only displayed when the difference is larger than the stop range.

Chopping Gap Menu

In this menu the chopping gap distance can be adjusted for chopping lightning or switching impulses. Normally the distance is set automatically according to the selected test voltage, chopping delay and the measured efficiency factor.

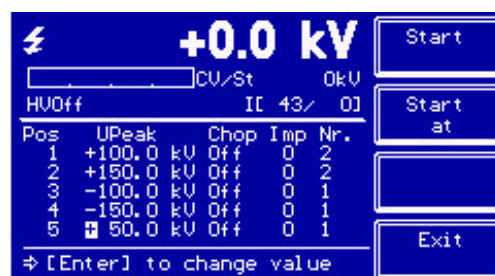
For front chopped impulses or for distorted impulses it is necessary to adjust the chopping gap distance manually. The GC 223 will clearly conduct the user through the adjustment process and will display the settings graphically.



Test Sequences (optional)

With this option an execution of automated test sequences can be performed. A sequence of up to 20 steps can be stored and executed.

The sequence can be started at any position and it can be paused or interrupted at any time.



Remote Control (optional)

The remote control option of the GC 223 can be used to connect the instrument with a computer or a laptop. All functionalities are also available by remote control. An application would be the integration in an automated test field, e.g. mass production and testing of distribution transformers controlled by an external host computer. For host control we recommend optical fiber links between host and computer and GC 223.

Technical Specifications

Controlled Parameters

Charging voltage	per stage, in total
Charging time	minimal, user-defined
Polarity	positive, negative
Triggering	manual, auto, external
Chopping	delays, phaseshifts, CRO
Gap distances	manual, automatic
Test voltage (optional)	if measuring device is attached

Charging Current

CCU 104 (standard)	25 A or 90 A
CCU 105 (optional)	200 A

Power Supply

Line voltage	115/230 V AC
Line frequency	50 / 60 Hz
Power consumption	30 W

Environmental Conditions

Operating temperature	10 ... 40° C
Humidity range	35 ... 85 % r.h. non-condensing

Interfaces

Digital I/O	24 V
Analogue I/O	0 ... 10 V
External trigger	triggering from external signal
Gate 95% trigger	triggering of camera shutter
CRO interface	triggering of external CRO
AC synchronization	synchronize to AC voltage
Serial interface 1	connecting measuring device
Serial interface 2	remote control by computer
Parallel port	attaching printer
Safety interlock	
Emergency button	
Warning lamp	
Warning horn	
Auxiliary input	
Ground	

Weight and Dimension

Weight	15 kg
W x H x D	450 x 135 x 350 mm

Scope of Supply

Impulse Generator Control Module

GC 223 in a 19", 3 HU, desktop housing.
Included in the standard delivery are control cables (20 m), connection box (CCU 104), separate emergency switch, manuals and certificates.
Ordering No.: 2387490



Options

Name	Description	Ordering No.
GC 223 REMOTE	Software for Remote Control	2482733
RS232 LINK	RS 232 Data Cable for Remote Control	2479211
GC 223 SEQ	Software for Programmable Test Sequences	2482743
DMI 551	Digital Measuring Instrument	2474871
HiAS 743	High Resolution Impulse Analyzing System	2497431
DiAS 733	Digital Impulse Analyzing System	2497451

European Contact
Haefely Test AG
Lehenmattstrasse 353
CH-4052 Basel
Switzerland
☎ + 41 61 373 4111
☎ + 41 61 373 4912
✉ sales@haefely.com

Locate your local
sales representative at
www.high-voltage-hubbell.com



USA Contact
Hipotronics Inc.
1650 Route 22
PO Box 414
Brewster, NY 10509 USA
☎ + 1 845 279 8091
☎ + 1 845 279 2467
✉ sales@hipotronics.com

