

# 9230

## High Voltage capacitors for Partial Discharge or AC measurement

■ The capacitor is of sturdy and rugged design for indoor operation. Insulation system is oil filled reinforced epoxy fiberglass tube and the main applications are:

- Decoupling of a Partial Discharge signal from Device under Test. (together with An optional measuring impedance)
- Measuring AC voltages in the industrial frequency range. (together with an optional secondary Unit)
- Attenuating interferences coming from the HV side and improving Signal to Noise Ratio of the PD measuring circuit (together with an optional HV filter)

The standard design includes a base frame with swivel castors for mobility and an appropriate upper toroid



### FEATURES

- ☑ High stability in capacitance values
- ☑ Large base frame with heavy duty swivel casters
- ☑ PD free ( $< 1 \text{ pC}$ )
- ☑ Partial Discharge test ready (base prepared to add measuring impedance).
- ☑ Secondary Unit for AC measurement optional.

### BENEFITS


**Save room in the HV laboratory** – With our compact all in one solution, High Voltage capacitor, measuring impedance (optional), secondary unit (optional) High Voltage filter (optional) in one single unit, the amount of necessary devices for performing a test are drastically reduced.

**Highest accuracy results** – Large measurement frequency bandwidth, high stability in capacitance values with frequency and temperature guarantee a consistent and reliable measurement.

**Increase your sensitivity** – With the optional HV filter, interferences from the HV power supply are sufficiently suppressed and Signal to Noise Ratio of the test circuit is improved.

### HIGH VOLTAGE FILTER (OPTIONAL)

A half-T filter incorporated with the high voltage electrode not only attenuates any interference from the power supply, but also improves Signal to Noise Ratio of the PD measuring circuit. The filter is protected from overvoltage by a mechanical spark-gap.



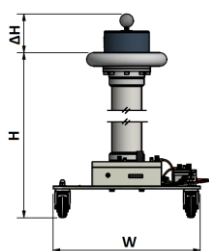
Up to 100 kV



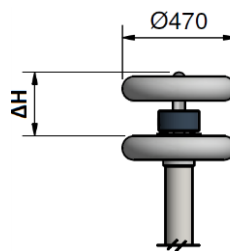
200 kV

## TECHNICAL SPECIFICATIONS HIGH VOLTAGE CAPACITORS

Type 9230	Voltage (kV)	Capacity (nF)	PD Level at $U_n$ (pC)	Height H (mm)	Width W (mm)
9230/25/1	25	1	$\leq 1$	650	550
9230/50/1	50	1	$\leq 1$	650	550
9230/100/1	100	1	$\leq 1$	950	550
9230/100/10	100	10	$\leq 1$	1520	550
9230/200/1	200	1	$\leq 1$	1520	550



9230/25/1 to 9230/100/1



HV Filter detail - 9230/200/1

## HIGH VOLTAGE FILTER (OPTIONAL)

High Voltage filter	Max. Current (A)	Inductance (mH)	Typical attenuation (1 nF load) (dB)	Height increasing <sup>1)</sup> ΔH (mm)
9230/HVFIL-2A	2 A	110 mH	30 dB	145*

<sup>1)</sup> This height should be added to the 9230 capacitor height to calculate the total device height with HV filter. For 200kV with HV filter the height increases by 265 mm to total height of 1785 mm.

## SCOPE OF SUPPLY

- High Voltage coupling capacitor with base frame and wheels, Test certificate.

## OPTIONS

- 9230/AKV9310T Measuring impedance for DDX 9121b
- 9230/AQS9110a Measuring impedance for DDX 9101
- 9230/SEK-AC Secondary unit for AC measurement
- 9230/HVFIL-2A High Voltage filter 2 A

## ACCESORIES

- BNCTwin/20 BNC twin cable (2 x BNC) 50 Ohm, 20 m.
- BNCTwin/40 BNC twin cable (2 x BNC) 50 Ohm, 40 m.

## OFFICES:

### Europe

Haefely Test AG  
 Birsstrasse 300  
 4052 Basel  
 Switzerland  
 ☎ + 41 61 373 4111  
 📠 + 41 61 373 4912  
 ✉ [sales@haefely.com](mailto:sales@haefely.com)

### China

Haefely Test AG Representative Beijing  
 Office  
 8-1-602, Fortune Street  
 No. 67, Chaoyang Road, Chaoyang District  
 Beijing, China 100025  
 ☎ + 86 10 8578 8099  
 📠 + 86 10 8578 9908  
 ✉ [sales@haefely.com.cn](mailto:sales@haefely.com.cn)

### North America

Hipotronics, Inc.  
 1650 Route 22 N  
 Brewster, NY 10509  
 United States  
 ☎ + 1 845 279 3644  
 📠 + 1 845 279 2467  
 ✉ [sales@hipotronics.com](mailto:sales@hipotronics.com)